ebrothers.com, for detailed information on obstetrics & gynecology books visit our website www.jaypeebrothers.com, for detailed information on obstetrics & gynecology book

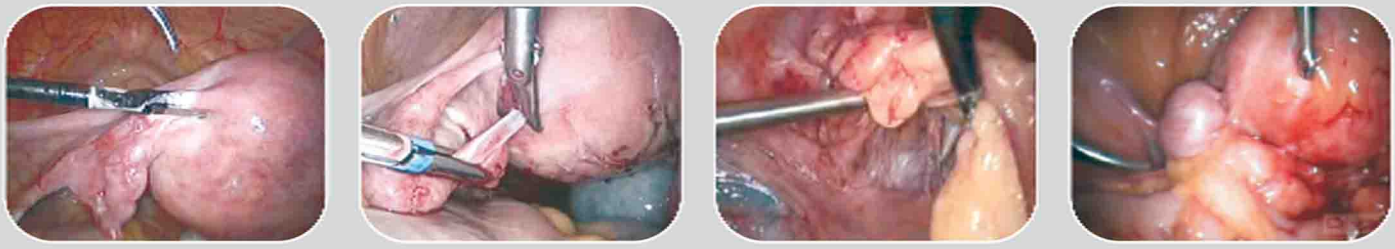

Gold Standard Technique of

TOTAL LAPAROSCOPIC HYSTERECTOMY

Mehul V Sukhadiya

Foreword
Gopal Hirani

JAYPEE

Contents

1. Introduction **1**

2. Why This Technique Consider Gold Standard? **2**

3. Instrument for Total Laparoscopic Hysterectomy **3**

4. Steps of Total Laparoscopic Hysterectomy **13**

5. Difficult Total Laparoscopic Hysterectomy **68**

TLH with Previous LSCS 68

Uterus with Bigger Size 88

Patient having Severe Endometriosis 96

TLH in Case of Broad Ligament Fibroid 132

Radhe Technique of Primary Port Entry 137

Secondary Ports Insertion 139

6. Difficulties during Total Laparoscopic Hysterectomy **143**

7. Complications of Total Laparoscopic Hysterectomy **144**

8. How to Use Sukhadiya's Manipulator **157**

How Do Fix Sukhadiya's Manipulator? 158

9. Role of Anesthesia **165**

Anesthesia and Laparoscopy 165

10. Advantages of Total Laparoscopic Hysterectomy **167**

11. FOGSI Endoscopy Training Program **168**

12. Tip of Good Endoscopist **172**

Index 173

CHAPTER

3

Instrument Required for Total Laparoscopic Hysterectomy

a. ***Equipment:*** Good quality of camera, single chip or three chips
   - Monitor
   - CO_2 insufflator
   - Light source and cable
   - Stabilizer.



Figure 3.1: Laparoscopy trolley

JAYPEE BROTHERS



Figure 3.2: Laparoscopy drover for instruments



Figure 3.3: Three mm set drover

JAYPEE BROTHERS



Figure 3.4: Cidex and saline tray for instruments sterilization and cleaning

b. ***Instrument:***
   1. *Optics:*
      - 10 mm 30-degree telescope
      - 5 mm 30-degree telescope.



Figure 3.5: The remote control operation theater table with wooden platform for surgeon to stand. They are required for proper height therefore, patient abdomen at or below waist of surgeon and no shoulder pain, when work on right side

JAYPEE BROTHERS



Figure 3.6: Always electrocautery unit away from laparoscopy trolley



Figure 3.7: Spacious operation theater required in laparoscopy surgery

JAYPEE BROTHERS



Figure 3.8: Separate video recording computer unit

2. *Trocars:*
   - 10 mm metal (1 or 2 require)
   - 5 mm plastic or metal (3 or 4 require)



Figure 3.9: Trocar and Cannula

JAYPEE BROTHERS

3. *Hand instruments*
   - Bipolar forceps
   - Curve scissor
   - Babcock forceps
   - Maryland forceps
   - Suction and irrigation
   - Needle holder
   - Tooth grasper with serration
   - Monopolar hook or spatula.



Figure 3.10: Instrument for TLH

JAYPEE BROTHERS



Figure 3.11: Total laparoscopic hysterectomy trolley



Figure 3.12: Needle holder, tooth serrated grasper and suction irrigation

JAYPEE BROTHERS



Figure 3.13: Curve scissor and maryland

4. *Electrocautery machine*



Figure 3.14: Cautery

JAYPEE BROTHERS



Figure 3.15: Bipolar foot switch 1st then monopolar foot switch that is routine

5. *Manipulator—Sukhadiya Manipulator*

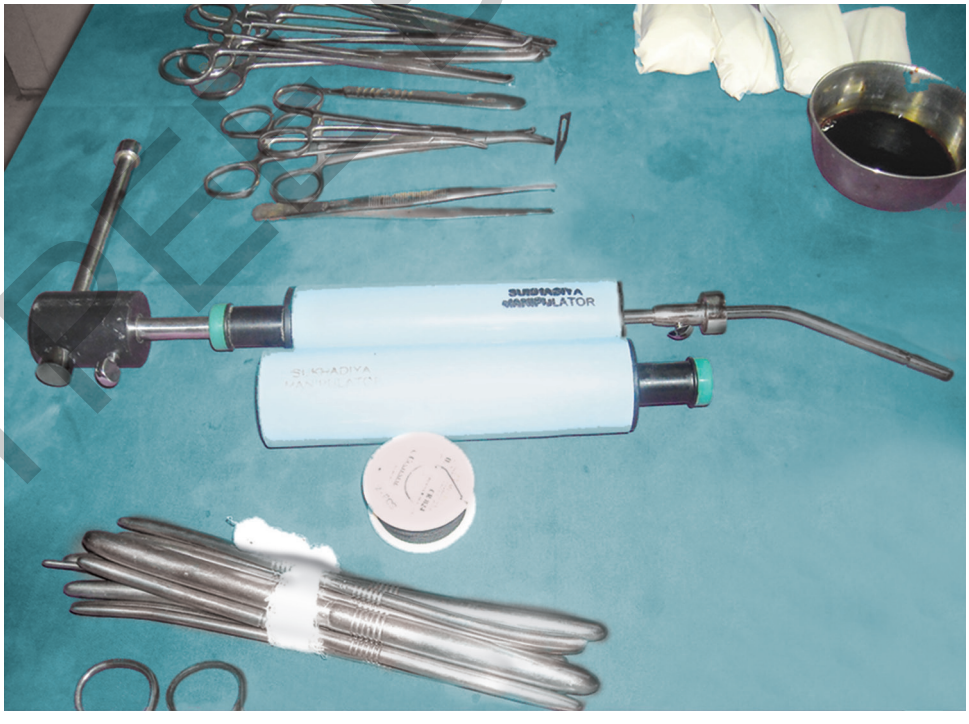

Figure 3.16: Separate vaginal trolley

JAYPEE BROTHERS



Figure 3.17: Manipulator

JAYPEE BROTHERS

or detailed information on obstetrics & gynecology books, visit our website www.jaypeebrothers.com, for detailed information on obstetrics & gynecology books, visit our website

Gold Standard Technique of Total Laparoscopic Hysterectomy

Salient Features

- Contains more than 400 images of total laparoscopic hysterectomy in a systematic way
- Includes easy-to-difficult total laparoscopic hysterectomy management and its complications
- After taking proper training and going through this atlas, you can definitely start total laparoscopic hysterectomy with confidence
- Discusses the practical aspects of total laparoscopic hysterectomy
- Useful to all gynecology and surgery students.



Mehul V Sukhadiya completed his graduation and postgraduation from MP Shah Medical College, Jamnagar, Gujarat, India. His areas of interest are total laparoscopic hysterectomy (TLH), difficult TLH, radical TLH, and challenging TLH, tuboplasty, vault suspension, myomectomy and all gynecology-laparoscopy surgeries.

He has designed a very useful manipulator—*Sukhadiya* manipulator. He has credit for doing bloodless TLH in 25 to 35 minutes. He has published endo-easy booklet. He has trained more than 400 doctors. He did more than 15,000 laparoscopy surgeries and attached to more than 45 centers in Gujarat, India. He was invited in various states and national conferences and workshops for his live demonstrations and talks.

Shelving
Recommendation
OBSTETRICS & GYNECOLOGY

ISBN 978-93-5090-439-8

9 789350 904398

**Available at all medical book stores
or buy directly from Jaypee Brothers through online shopping
at www.jaypeebrothers.com**

JAYPEE

**JAYPEE BROTHERS
Medical Publishers (P) Ltd.
www.jaypeebrothers.com**