ypee.com, for detailed information on anesthesia books, visit our website www.ejaypee.com, for detailed information on anesthesia books,



Basics of Anesthesiology and Critical Care

For Anesthesia and Critical Care Technicians

Anshul Jain
Sandeep Sahu

JAYPEE

Contents

SECTION I: Basics of Anesthesiology and Critical Care

1. **Basics of Anesthesiology** **3**
   - Role of Anesthesiologist and Anesthesia Technicians *3*
2. **Organization of Operation Theater** **7**
   - Operation Room Equipment and Management *10*
3. **Organization of ICU** **13**
   - Audits, Research Education and Quality Improvement *18*

SECTION II: Applied Anatomy and Physiology

4. **Airway and Respiratory System** **23**
   - Anatomy of Respiratory System *23*
   - Breathing Mechanics *26*
   - Lung Volumes *27*
   - Dead Space and Uneven Ventilation *28*
   - Ventilation-Perfusion Relationship *29*
   - Regulation of Respiration *30*
   - Measuring Lung Function *30*
5. **Cardiovascular System** **33**
   - Basic Anatomy of the Cardiovascular System *33*
   - Applied Physiology of the Cardiovascular System *34*
   - Clinical Relevance in the Operation Theater and Anesthesia *35*

SECTION III: Anesthesia and ICU Pharmacology

6. **Inducing Agents** **41**
   - Classification of Induction Agents *41*
   - Minimum Alveolar Concentration *41*
   - Uptake and Distribution *41*
   - Inhalational Induction Agents *43*
   - Intravenous Induction Agents *44*
7. **Muscle Relaxants** **48**
   - Mechanism of Action of Neuromuscular Blockers *48*
   - Depolarizing Muscle Relaxants (Leptocurare) *50*
   - Nondepolarizing Muscle Relaxants (Pachycurare) *50*
   - Individual Agents *50*
   - Nondepolarizing Muscle Relaxants *52*

8. Local Anesthetics.....54
- Basic Pharmacology *54*
- Structure-Activity and Physicochemical Properties *55*
- Factors Influencing LA Activity *56*
- Local Anesthetic Failure *57*

9. Additional Drugs in Anesthesia.....60
- Sympathomimetics *60*
- Antihypertensives *61*

SECTION IV: Patient and Staff Safety

10. Patient Safety in Anesthesia.....65
- Anesthesia Safety Protocols *66*

11. Infection Control in Operation Theater.....71
- Principles of Infection Control *71*
- Sterilization Techniques *73*
- Environmental Controls *74*
- Personal Protection *75*
- Guidelines and Protocols *76*

12. Disposal of Operation Theater Waste.....80
- Classification of Operation Theater Waste *80*

13. Prevention and Management of Injuries in Operation Theater.....88
- Emergency Response and Injury Management in the Operation Theater *91*

14. Monitoring under Anesthesia.....94
- Clinical Monitoring *94*

15. Perioperative Fluid Therapy.....104
- Fluid Compartments *104*

16. Blood Transfusion.....110

SECTION V: Anesthesia Practice

17. Anesthesia for Difficult Airway.....117

18. Anesthesia for Ophthalmic Surgery.....128
- Anatomy of the Eye *128*
- Ocular Physiology *128*
- Anesthetic Management *129*

19. Anesthesia for Ear, Nose and Throat Surgery.....132
- Ear Surgery *132*
- Nasal Surgery *133*
- Intraoral Surgery *134*

20. Anesthesia for Orthopedic Surgery.....135
- Anesthetic Management of Different Procedures *136*

21. Anesthesia for Genitourinary Surgery.....138

22. Anesthesia for Laparoscopy 141
- Anesthetic Management *144*

23. Anesthesia for Neurosurgery 146
- Anesthetic Management *148*

24. Anesthesia for Cardiothoracic Surgery 153
- Cardiac Surgery in Adults *153*
- Thoracic Surgery *154*
- One-Lung Ventilation *155*

25. Anesthesia for Old Age Patients 157
- Physiological Changes with Aging *157*
- Principles of Anesthetic Management *159*

26. Anesthesia for Obstetric Surgeries 161
- Physiological Changes in Pregnancy and Anesthetic Implications *161*
- Placental Transfer of Anesthetic Drugs *164*
- Anesthesia for Cesarean Section *165*
- Specific Conditions *165*
- Anesthesia for Nonobstetric Surgery during Pregnancy *167*

27. Pediatric Anesthesia 169
- Anatomical and Physiological Differences *169*
- Pharmacological Implications *172*
- Anesthetic Considerations *172*
- Postoperative Care *173*

28. Anesthesia for Daycare Surgery 175
- Patients Suitable for Daycare Surgery *175*
- Anesthetic Management *175*

SECTION VI: Pain Management

29. Basic Concept of Pain 181

30. Acute Pain Management 185

31. Chronic Pain Management 188
- Assessment and Management *188*
- Management According to Pain Types *188*

SECTION VII: Critical Care Management

32. Principles of Mechanical Ventilation 195
- Mechanical Ventilation *195*
- Monitoring, Weaning and Liberation *198*

33. Clinical Management in ICU 201
- Patient Admission and Initial Assessment *201*
- Monitoring and Support Systems *202*
- Treatment Strategies *205*
- Multidisciplinary Approach *205*

34. Cardiopulmonary Resuscitation.....207
- Introduction of Adult Cardiac Arrest *207*
- Adult Chain of Survival *207*
- High-Quality CPR and Recommendation *210*
- Advanced Techniques and Devices for Resuscitation *210*
- Management and Recommendation for Cardiac Arrest in Pregnancy *216*
- Specific Arrhythmia (Bradycardia and Tachycardia) Management *218*
- Post-cardiac Arrest Care After Return of Spontaneous Circulation *220*
- Take-Home Messages for Adult Cardiovascular Life Support *221*

35. Nutritional Support in Intensive Care Unit.....224

SECTION VIII: Ethics and Standards

36. Ethics in Anesthesia and Critical Care 233
- ASA Ethical Guideline *234*

37. Standards in Anesthesia 237
- Historical Perspective and Evolution of Standards *237*
- Key Organizations and Their Role *237*
- Standards in Anesthesia *238*

SECTION IX: Appendices

1. Anesthesia Equipment 243
- Boyle's Anesthesia Machine *243*
- Anesthesia Workstation *243*
- Operation Theater Table *244*
- Crash Cart *244*
- Suction Machine *245*
- Fluid Warming Cabinet *245*
- Oxygen Cylinder *246*
- Infusion Pumps *247*
- Defibrillator *247*
- Patient Warming Device *248*
- Intravenous Fluid Stand *248*
- Blood and Fluid Warmer *249*
- Medical Gas System *249*
- Operation Theater Lights *250*
- Carbon Dioxide Absorbents (Soda Lime) *250*
- Ambu Bag (AKA Bag Valve Mask) *251*
- Hudson Mask *251*
- Breathing Circuit *252*
- Laryngoscope *252*
- Endotracheal Tube *253*
- Supraglottic Airway Devices *253*
- Intravenous Cannulas *254*

2. Anesthesia Drugs 255
- Intravenous Induction and Sedative Agents *255*
- Inhalational Agents *258*
- Practical OT Notes on Inhalational Agents *260*
- Muscle Relaxants (Neuromuscular Blockers) *261*
- Opioids *261*
- Benzodiazepines *262*
- Emergency Drugs Commonly Present in OT (Practical Quick List) *262*
- Practical OT Preparation and Dilution Notes *262*
- Prevention of Drug Errors *263*

Index 265

33
CHAPTER

Clinical Management in ICU

Himanshu Vats, Pragya Shukla

INTRODUCTION

The Intensive Care Unit (ICU) is a specialized section of the hospital dedicated to the care of patients with severe or life-threatening illnesses and injuries. Effective clinical management in the ICU is critical to patient outcomes, requiring a multidisciplinary approach, state-of-the-art technology, and evidence-based practices.

PATIENT ADMISSION AND INITIAL ASSESSMENT

A. Criteria for Admission

Patients are admitted to the ICU based on the severity of their illness, potential for recovery, and need for intensive monitoring and treatment. Common conditions include severe infections, acute respiratory distress, post-surgical complications, and multiple organ failure. The flow of patients from different areas of hospital in ICU **(Fig. 33.1)**.

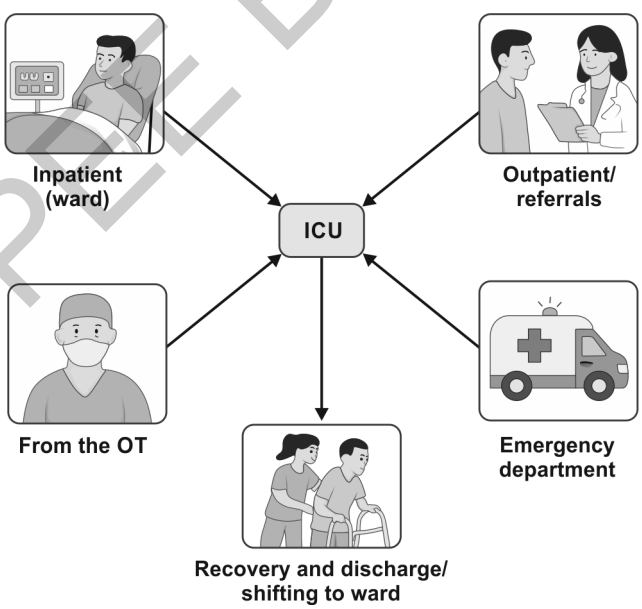

Fig. 33.1: Showing patient flow in the ICU.

JAYPEE BROTHERS

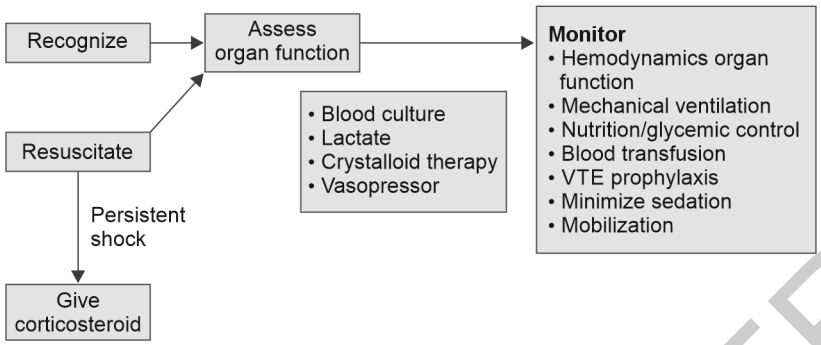

Fig. 33.2: Outlines initial screening and management priorities for patients with sepsis and septic shock. (*Source:* Kelly Thompson, Balasubramanian Venkatesh and Simon Finfer. Sepsis and septic shock: current approaches to management. Internal Medicine Journal, 2019, 49;160–170)

B. Initial Assessment

The initial management of critically ill patients **(Fig. 33.2)** has predominantly focused on treatment of the underlying condition, including respiratory failure, acute myocardial infarction, cerebral infarction/intracranial hemorrhage, and sepsis.

Upon admission, a comprehensive assessment is conducted:

- **Medical history:** Detailed history of present illness, past medical history, medication list, and allergies.
- **Physical examination:** Thorough physical examination focusing on the cardiovascular, respiratory, neurological, and renal systems.
- **Baseline investigations:** Blood tests, imaging studies (e.g., X-ray, CT scan), and other diagnostic procedures to establish a baseline for comparison.

One can have initial approach to septic shock patient as given in **Figure 33.3**.

The "Sepsis code" in turn aims to ensure the early identification of septic patients, in accordance with the guidelines of the Surviving Sepsis Campaign. Adult and pediatric patients with septic shock first hour goals to achieve in ICU **(Figs. 33.3 to 33.5)**.

In 2013, the Society of Critical Care Medicine (SCCM) developed the ICU Liberation initiative to support the implementation of the Clinical Practice Guidelines for the Management of Pain, Agitation, and Delirium in Adult Patients in the Intensive Care Unit are given in **Figure 33.4**.

MONITORING AND SUPPORT SYSTEMS

A. Vital Signs Monitoring

Continuous monitoring of vital signs is essential, which includes:

- **Heart rate and rhythm:** Electrocardiogram (ECG) monitoring for arrhythmias.
- **Blood pressure:** Invasive and non-invasive methods.
- **Respiratory rate and oxygen saturation:** Pulse oximetry and capnography.
- **Temperature:** Core and peripheral measurements.

JAYPEE BROTHERS

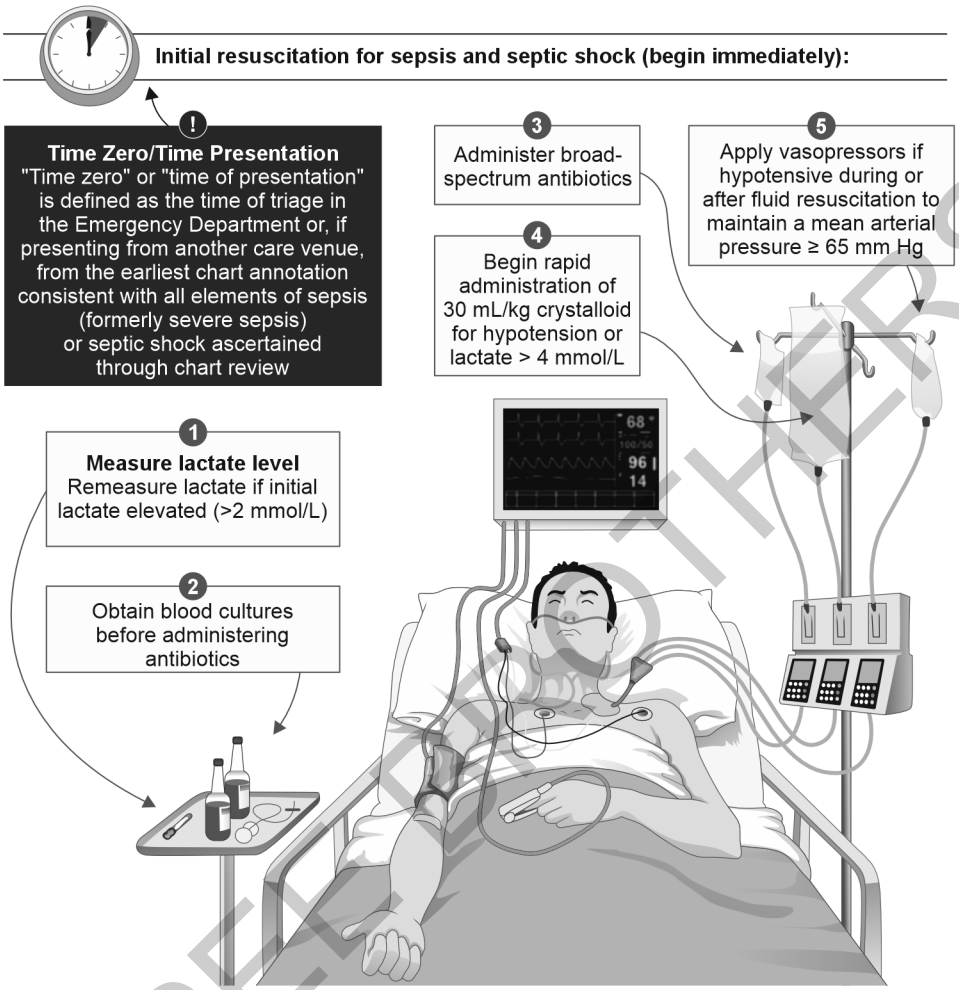

Fig. 33.3: Adult sepsis patient first hour goals to achieve in ICU.

Letter	Component
A	Assess, prevent and manage pain
B	Both SAT (Spontaneous awakening trial) and SBT (Spontaneous breathing trial)
C	Choice of analgesia and sedation
D	Delirium: Assess, prevent and manage
E	Early mobility and exercise
F	Family engagement and empowerment

Fig. 33.4: ICU Liberation ABCDEF bundle elements by SCCM. ABCDEF bundle focuses on management of common complications of ICU care: pain, agitation/delirium, immobility, and sleep disruption.

(PADIS: pain, agitation/sedation, delirium, immobility and sleep disruption; SAT: spontaneous awakening trial; SBT: spontaneous breathing trial)

JAYPEE BROTHERS

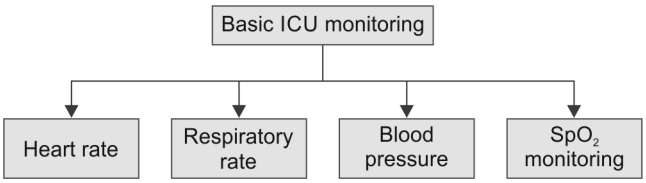

Fig. 33.5: Basic monitoring in ICU.

ADVANCED ICU MONITORING			
Category	***Parameters***	***Tools/methods***	***Clinical relevance***
Hemodynamic monitoring	Arterial BP (invasive)	Arterial line	Continuous beat-to-beat BP. Blood gas sampling
	Central venous pressure (CVP)	Central venous catheter	Preload estimation Fluid status
	Pulmonary artery pressure (PAP), PCWP	Pulmonary, artery catheter (Swan–Ganz)	Guides fluid therapy, inotropes
	Cardiac output/index	Thermodilution pulse contour analysis	Dynamic fluid responsiveness
Respiratory monitoring	SpO_2	Pulse oximetry	Oxygenation
	$EtCO_2$	Capnography	Ventilation monitoring
	Blood gases (ABG)	Arterial sampling	pH, PaO_2, $PaCO_2$, lactate
Neurological monitoring	GCS, pupillometry	Clinical/pupillometer	Consciousness level
	ICP	Intraventricular catheter, intra-parenchymal probe	Risk of herniation, CPP calculation
	CPP (cerebral perfusion pressure)	MAP-ICP	Cerebral oxygenation
Renal monitoring	Urine output	Catheterization	Kidney perfusion
	Renal biomarkers	Creatinine, NGAL cystatin-C	Early AKI detection
Metabolic monitoring	Blood glucose	Point-of-core glucometer continuous monitors	Glycemic control
	Lactate	ABG/blood analyzer	Tissue perfusion, shock marker
Other organ monitoring	Liver function	LFTs, INR	Hepatic dysfunction
	Mixed Venous O_2 Saturation (SvO_2)	Pulmonary artery catheter	Global oxygen balance

B. Advanced Monitoring

- **Hemodynamic monitoring:** Central venous pressure (CVP), pulmonary artery catheterization, and arterial blood gases (ABG).
- **Neurological monitoring:** Intracranial pressure (ICP) monitoring for patients with severe brain injuries.
- **Renal function monitoring:** Urine output, serum creatinine, and blood urea nitrogen (BUN) levels.

JAYPEE BROTHERS

C. Support Systems

- **Mechanical ventilation:** Various modes of ventilation support patients with respiratory failure.
- **Renal replacement therapy:** Hemodialysis or continuous renal replacement therapy (CRRT) for acute kidney injury.
- **Extracorporeal membrane oxygenation (ECMO):** For severe cardiac or respiratory failure.

TREATMENT STRATEGIES

A. Infection Control and Antibiotics

- **Empiric therapy:** Broad-spectrum antibiotics initiated based on clinical judgment.
- **Targeted therapy:** Adjusted based on culture results and sensitivity patterns.
- **Sepsis management:** Following sepsis guidelines, including fluid resuscitation, vasopressors, and organ support.

B. Hemodynamic Support:

- **Fluid resuscitation:** Crystalloids and colloids to maintain intravascular volume.
- **Vasopressors and inotropes:** To support cardiac output and blood pressure, e.g., norepinephrine, dopamine.
- **Blood products:** Transfusions for anemia, coagulopathy, or significant blood loss.

C. Respiratory Support:

- **Oxygen therapy:** Supplemental oxygen via nasal cannula, mask, or high-flow systems.
- **Mechanical ventilation:** Indications, settings, and weaning protocols.
- **Prone positioning:** For severe acute respiratory distress syndrome (ARDS).

MULTIDISCIPLINARY APPROACH

Team Composition

- **Physicians:** Intensivists, anesthesiologists, surgeons, and subspecialists.
- **Nurses:** Specialized in critical care.
- **Pharmacists:** Focus on critical care pharmacotherapy.
- **Respiratory therapists:** Manage ventilatory support.
- **Physical and occupational therapists:** Early mobilization and rehabilitation.
- **Dietitians:** Nutritional support tailored to critically ill patients.

Communication and Coordination

- **Daily rounds:** Multidisciplinary rounds to discuss patient progress and treatment plans.
- **Family meetings:** Regular updates and discussions with patient families.
- **Documentation:** Accurate and comprehensive medical records to ensure continuity of care.

Palliative Care

- **Symptom management:** Pain, dyspnea, and agitation.
- **Support for families:** Emotional, psychological, and spiritual support.

JAYPEE BROTHERS

Quality Indicators

- **Mortality rates:** Tracking and analyzing ICU mortality.
- **Infection rates:** Monitoring for hospital-acquired infections.
- **Readmission rates:** Reducing unnecessary ICU readmissions.

Conclusion

Effective clinical management in the ICU requires a comprehensive, patient-centered approach. By leveraging advanced monitoring and support systems, employing evidence-based treatment strategies, and fostering a multidisciplinary team environment, healthcare providers can significantly improve patient outcomes and advance the field of critical care medicine.

REVIEW QUESTIONS

1. Discuss the importance of a multidisciplinary approach in the management of patients in the Intensive Care Unit (ICU).
2. Explain the role of advanced monitoring systems in the ICU and their impact on patient outcomes.

MULTIPLE CHOICE QUESTIONS

1. **Which of the following is NOT typically included in the initial assessment of a critically ill patient upon admission to the ICU?**
   a. Medical history
   b. Physical examination
   c. Baseline investigations
   d. Dietary preferences
2. **The "Sepsis code" in the ICU primarily aims to ensure:**
   a. Early identification of septic patients
   b. Provision of mechanical ventilation
   c. Regular family meetings
   d. Use of extracorporeal membrane oxygenation (ECMO)
3. **Which mode of renal replacement therapy is often used for acute kidney injury in the ICU?**
   a. Hemodialysis
   b. Peritoneal dialysis
   c. Continuous renal replacement therapy (CRRT)
   d. None of the above
4. **In the context of the ICU Liberation initiative, which of the following is NOT a focus of the ABCDEF bundle?**
   a. Pain management
   b. Delirium
   c. Immunization
   d. Sleep disruption
5. **Which of the following is an advanced monitoring technique used to assess hemodynamic status in the ICU?**
   a. Electrocardiogram (ECG)
   b. Central venous pressure (CVP)
   c. Pulse oximetry
   d. Capnography

Answers

1. d **2. a** **3. c** **4. c** **5. b**

JAYPEE BROTHERS

for detailed information on anesthesia books, visit our website www.ejaypee.com, for detailed information on anesthesia books, visit our w

Basics of Anesthesiology and Critical Care
For Anesthesia and Critical Care Technicians

Basics of Anesthesiology and Critical Care: For Anesthesia and Critical Care Technicians is a comprehensive yet concise textbook designed specifically for **undergraduate and diploma students of Operation Theater and Anesthesia Technology.**

- The book simplifies complex concepts of anesthesiology and critical care into clear, structured, and easily understandable content.
- Written in **simple and student-friendly language**, the text ensures that learners with varying backgrounds can grasp the subject with ease.
- Each chapter integrates **figures, flowcharts, and tables** to enhance conceptual clarity and aid quick revision.
- At the end of every chapter, **review questions and multiple-choice questions (MCQs)** are provided to strengthen learning and assist students in their examination preparation.
- The content spans the **fundamentals of anesthesia, applied anatomy and physiology, patient safety, anesthesia techniques, critical care management, and pain management**, enabling learners to acquire both theoretical knowledge and practical insight.
- This book will serve as a **trusted guide and reference** throughout the training period and beyond—helping students understand not just the "how" but also the "why" behind procedures in anesthesia and critical care. It equips students with the **knowledge and confidence** required to assist safely in operation theater and critical care environments.
- To enhance the knowledge of students, Appendices on **Anesthesia Equipment and Anesthesia Drugs** have been added.

Anshul Jain MD is Professor, Department of Anesthesiology and Critical Care Medicine, Maharani Laxmi Bai Medical College, Jhansi, and Director, MLB Government Paramedical Institute, Jhansi, Uttar Pradesh, India. He is the Course Director of CARE-UP, India's pioneering program for ICU activation and training in district hospitals. A recipient of multiple Exemplary Work Certificates from the Government of Uttar Pradesh, India, he is recognized nationally for his contributions to anesthesiology and critical care. He holds multiple patents and has driven innovative healthcare solutions in collaboration with IIT Kanpur. An accomplished academician, he is the author of multiple books and has numerous national and international publications in high-impact journals. He continues to mentor startups, train future clinicians, and lead impactful academic initiatives.

Sandeep Sahu MD DNB PDCC MAMS FAMS FACEE FICCM FICA ICMR - International Fellow - Trauma & Emergency (USA) is Professor and Senior Consultant, Division of Transplant Anesthesiology and Critical Care, Department of Anesthesiology, and Intensive Care, and Perioperative Medicine, Sanjay Gandhi Postgraduate Institute of Medical Sciences, Lucknow, Uttar Pradesh, India. He has more than 20 years of teaching, training, and research experience. He has published more than 100 publications in national and international journals and chapters in various books. He has keen interest in teaching and training of life-saving and emergency skills. He is Course Director and Instructor of ATLS (ACS, USA), AHA USA TCF and Instructor of BLS and ACLS, PALS Courses, and SCCM USA-FCCS Courses. He is Program Director of indigenous developed course like Basic and Advanced Cardiac Resuscitation, ETLS (Trauma), Advanced Airway, POCUS, Disaster Medicine, First Aid, and Medical Emergencies.

Shelving Recommendation
ANESTHESIOLOGY

ISBN 978-93-5696-954-4

9 789356 969544

Buy from ejaypee

JAYPEE BROTHERS