CONTENTS

Section I: Epidemiology, Pathogenesis and Genetics



1. Historical Perspectives 3
Kaan Gündüz

Recognition of Clinical and Pathologic Features of Retinoblastoma 3
Genetics of Retinoblastoma 4
Treatment of Retinoblastoma 5

2. Epidemiology and Magnitude of the Problem 10
Aparna Ramasubramanian, Carol L Shields

Importance of Understanding Epidemiology 10
Retinoblastoma in Developed Countries 11
Retinoblastoma in Developing Countries 12
Environmental Factors Predisposing to Retinoblastoma 13
Vision for Future 14

3. Pathogenesis of Retinoblastoma 16
Murali MS Balla, Santosh G Honavar, Geeta K Vemuganti

Deregulation of Cell Cycle Proteins 17
Genetics of Retinoblastoma 17
Animal Models of Retinoblastoma 17
Debate on Cell of Origin 18
Chemoresistance in Retinoblastoma 19
Evidences of Stem Cells in Retinoblastoma 19

4. Genetics of Retinoblastoma: Molecular and Clinical Aspects 24
Arupa Ganguly, Kim E Nichols

Clinical Features Associated with Heritable Versus Nonheritable Retinoblastoma 24
Molecular Basis of Heritable Versus Nonheritable Retinoblastoma 25
RB1 Gene Structure and Function of the Retinoblastoma Protein 25
Cooperating Genetic Events in Retinoblastoma Tumor Formation 26
Mutations Affecting the *RB1* Gene 26
Genetic Testing For Germline *RB1* Mutations 27
Genotype Phenotype Correlations in Retinoblastoma 28
RB1 Gene Deletion Syndrome 28
Germline Mosaicism for *RB1* Mutations 29

Clinical Testing for *RB1* Mutations 29
Clinical Genetic Testing for Mutations in the *RB1* Gene at the University of Pennsylvania 29
Prenatal Genetic Testing for Retinoblastoma Susceptibility 30

Section II: Clinical Features, Staging and Diagnosis

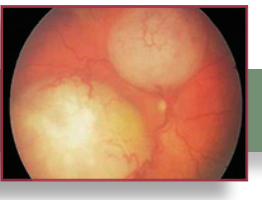

5. Clinical Features 37
Carlos Bianciotto, Carol L Shields
Diagnostic Approach 37
Presenting Features 38
Clinical Features 40
Advanced Disease 42
Growth Patterns 42

6. Differential Diagnosis of Retinoblastoma 47
Swathi Kaliki, Carol L Shields
Classification of Pseudoretinoblastomas 47
Persistent Fetal Vascular Syndrome 48
Coats Disease 48
Ocular Toxocariasis 51
Retinopathy of Prematurity 52
Combined Hamartoma of the Retina and Retinal Pigment Epithelium 53
Uveal Coloboma 54
Vitreous Hemorrhage 54
Astrocytic Hamartoma 54
Familial Exudative Vitreoretinopathy 54
Other Pseudoretinoblastomas 55
Clinical Signs Causing Diagnostic Challenge of Retinoblastoma 59

7. Imaging Techniques 62
Patrick De Potter
Retcam Photography 62
Fluorescein Angiography 62
Ultrasonography 62
Ultrasound Biomicroscopy 62
Optical Coherence Tomography 63
Fundus Autofluorescence 64
Computed Tomography 64
Magnetic Resonance Imaging 65

8. Staging and Treatment Strategies 70
Aparna Ramasubramanian, Carol L Shields
Classification of Intraocular Retinoblastoma 70
Systemic Staging 72
Treatment Strategies 75



Section III: Chemotherapy

9. Systemic Chemotherapy: A Pediatric Oncology Perspective 81
Ann-Marie Leahey
Treatment Overview 81
Chemoreduction for Intraocular RB 82
Expected Toxicities 82
Long-Term Toxicity 83
Systemic Adjuvant Chemotherapy Following Enucleation 84
Metastatic Retinoblastoma 84
Second Line Regimen 84

10. Management of Retinoblastoma with Systemic Chemotherapy 86
Christina H Choe, Joan M O'Brien
Chemotherapeutic Agents 86
Clinical Indications 87
Expanding Indications 90

11. Local Adjuvant Therapy 93
Livia Lumbroso-Le Rouic, Christine Lévy-Gabriel, Laurence Desjardins
Laser Photocoagulation 93
Chemothermotherapy 94
Cryotherapy 94
Plaque Radiotherapy 97
Complications 97

12. Local Chemotherapy 99
Amy C Schefler, Puneet S Braich
Periocular/Sub-Tenon's Chemotherapy 99
Intravitreous Chemotherapy 106
Conclusions and Future Direction 107

13. Intra-arterial Chemotherapy 109
Aparna Ramasubramanian, Carol L Shields, Pascal M Jabbour
Technique 109
Medications 111
Advantages 112

Limitations 112
Adverse Effects 113
Published Literature 115

Section IV: Radiation Therapy

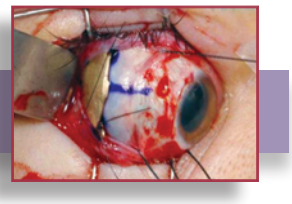

14. Principles of Radiation Therapy 121
Jacqueline Emrich, S Yassein Zia, Lydia Komarnicky
Use of Ionizing Radiation 122
Radiation-induced DNA Damage 122
Radiation Effects on Cells 122
Time, Dose and Fractionation 123
Factors that Affect Radiation Response 124

15. Principles of Plaque Radiation Therapy 127
Aparna Ramasubramanian, Archana Mukherjee, Carol L Shields
Radioisotopes 127
Plaque Characteristics 128
Radiation Susceptibility of Ocular Tissues 130
Radiation Safety 130

16. Episcleral Plaque Radiotherapy 132
Emil Anthony T Say, Aparna Ramasubramanian, Carol L Shields
Indications for Episcleral Plaque Brachytherapy 132
Radioisotopes 133
Technique 135
Advantages 137
Limitations 138
Published Literature 139

17. External Beam Radiation Therapy 143
Daniel Moreno Paramo, Brian Firestone, Anita Mahajan, Dan S Gombos
Historical Perspective 143
External Beam Radiotherapy Technique 143
Clinical Outcomes as a Primary Modality 144
Toxicities of External Beam Radiation Therapy 144
EBRT in the Era of Primary Intravenous Chemotherapy 147
EBRT for Extraocular Disease 147

18. Newer Radiation Therapy Methods 150
Alessia Pica, Francis L Munier
State of the Art External Beam Radiation Therapy 150
Intraocular Stereotactic Conformal Radiation Therapy 151

Technical and Physical Aspects of Intraocular Stereotactic Conformal Radiation Therapy 151
Comparison of Intensity-Modulated SRT, Non-Coplanar Conformal Static Fields and Dynamic Non-Coplanar Arcs in Complex Macular and Papillary Tumor 152
Side Effects 153

19. Proton Beam Radiation Therapy 158
Ji Woong Chang, Jeong Hun Kim, Joo-Young Kim, Young Suk Yu
History of Proton Beam 158
Technology for Proton Beam 158
Advantages of Proton Beam Radiation Therapy 159
Proton Beam Radiation Therapy for Retinoblastoma 160

Section V: Advanced Retinoblastoma and Systemic Perspective



20. Orbital Retinoblastoma 167
Santosh G Honavar
Incidence 167
Classification 167
Clinical Manifestations 167
Diagnostic Evaluation 171
Management 172
Prognosis 177

21. Enucleation 179
Maria Tsimpida, M Ashwin Reddy, Mandeep S Sagoo
Indications for Enucleation 179
Enucleation Surgery 179
Volumetric Considerations 181
Types of Implants 182
Psychological Effects of Enucleation in Retinoblastoma Survivors 183

22. Metastatic Retinoblastoma 186
Guillermo L Chantada, Carlos A Leal-Leal, Ira J Dunkel
Clinical Presentation 186
Diagnosis 187
Treatment 188
Future Research 189

23 Ectopic Intracranial Tumor (Pineoblastoma or Trilateral Retinoblastoma) 191
Anna T Meadows
Incidence and Diagnosis 191
Treatment 192
Surveillance 192
Biology 193

24. Second Primary Malignancies 195
Annette C Moll, Machteld I Bosscha, Charlotte J Dommering
Incidence of Second Primary Malignancies 195
Influence of Irradiation and Chemotherapy on Incidence 195
Multiple Primary Malignancies 197
Association Between Age at Onset and Tumor Type 198
Cancer Mortality in Survivors of Retinoblastoma 198
Prevention 198
Screening for Second Primary Malignancies 198

25. Systemic 13q Syndrome 200
Jill R Wells, Suma P Shankar, George B Hubbard III
13q Deletion Syndrome 200
Classification 201
Retinoblastoma and Ophthalmic Manifestations 201
Second Primary Malignancies 202
Intracranial Abnormalities 202

Section VI: Pathology

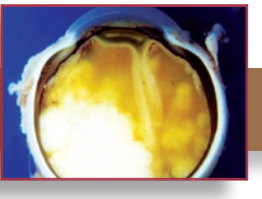

26. Harvesting Fresh Retinoblastoma Tissue from Enucleated Eyes 207
Jerry A Shields, Carol L Shields
Technique 207
Results 207
Comment 207

27. Pathology of Retinoblastoma 209
Ralph C Eagle Jr
Gross Pathology 209
Histopathology 211
Tumor Differentiation: Rosettes and Fleurettes 213
Retinocytoma 215
Natural History and Histopathologic Risk Factors 215

28. Retinocytoma 219
Evelyn X Fu, Arun D Singh
Pathogenesis 219
Clinical Presentation and Characteristics 219
Differential Diagnosis 220
Diagnostic Evaluation 221
Treatment 221

29. Pathology of High-Risk Retinoblastoma 223
Patricia Chévez-Barrios
Evaluation of High-Risk Features for Metastasis 223
Handling and Processing of the Eye with Retinoblastoma 224
Histopathologic High-Risk Features in Retinoblastoma 224

Section VII: Supportive Care and Future Trends



30. Visual Rehabilitation 233
Aparna Ramasubramanian, Deborah K VanderVeen, Kathryn B Miller
Visual Acuity after Retinoblastoma Treatment 233
Visual Field Defects 234
Low Vision Evaluation and Aids/Devices 234
Cataract 235
Vitreoretinal Procedures 236

31. Ocular Prosthesis 238
Joseph A LeGrand Jr, Germán I Acerbi
The Ocularist's Goals in Fitting a Patient for the First Time 239
Strategies for Psychological Adaptation 240
Steps in Creating a Plastic Artificial Eye 240
Difficult Scenarios and Complications 243

32. Postenucleation Oculoplastic Intervention 245
Marielle Young, Aparna Ramasubramanian, Alexandra Elliott, Michael Kazim
Orbital Growth after Enucleation 245
Effect of Radiation on Orbit 245
Management of Anophthalmic and Contracted Socket 246
Conjunctival Fornix Deformities 247
Vascularized Multilayer Socket Reconstruction 247
Eyelid Deformities 248
Facial Deformity 249

33. Screening and Genetic Counseling 251
Cesare Pirondini, Diego Vezzola, Elena Taroni
Clinical Screening 251
Genetic Screening 252
Genetic Counseling 253

34. Prenatal Genetics and Imaging 255
Ankoor S Shah, Aparna Ramasubramanian, Timothy W Corson
Prenatal Genetic Testing 255
Preimplantation Genetic Diagnosis 255

Postimplantation Genetic Analysis 256
Free Fetal DNA 257
Prenatal Imaging 257

35. Psychosocial Aspects of Retinoblastoma Care 261
Manoj V Parulekar, Carol Hitchcott, Maureen McCalla
The Importance of Communication 261
Psychosocial Issues During Treatment Course 262
Managing the End of Active Treatment 264
Counseling 264
Dealing with Visual Impairment 264
Transition to Adulthood 264

36. Future Trends in the Treatment of Retinoblastoma 267
Samuel K Houston, Yolanda Pina, Timothy G Murray
Radiation Therapy 267
Chemotherapy 268
Angiogenesis 270
Hypoxia 271
Combination Treatments 271
Novel Agents 272

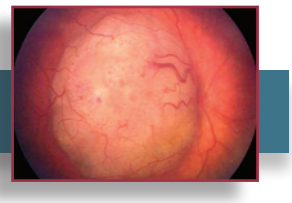

Appendices

Appendix 1: Chemotherapy Protocols 281

Appendix 2: Children's Oncology Group (COG) Protocol for Extraocular Retinoblastoma 283

Appendix 3: Genetic Counseling 284

Appendix 4: Genetic Testing 285

Appendix 5: Screening Protocol for Familial Retinoblastoma 287

Index 289